


REDUTORES/GEARBOXES
TIPO V / TYPE V



REDUTOR DE RODA CORÔA / SEM - FIM TIPO V

ESPECIFICAÇÕES TÉCNICAS:

CARTÉR:

- Em ferro fundido de grande qualidade.
- A sua fabricação precisa, garante um alinhamento exacto das engrenagens.
- Os pés são maciços e fortemente nervurados e dão um amplo suporte que assegura uma rigidez absoluta, devido à sua configuração existe um maior número de versões para aquando da montagem de redutores.

ENGRENAGENS:

- O sem-fim é fabricado de uma só peça.
- Material usado para o sem-fim é aço ao carbono de grande resistência, temperado por indução ou em alguns casos um aço de liga com tratamento térmico antes de ser cortado.
- A corôa é fundida em bronze fosforoso.
- As engrenagens são rectificadas e largamente dimensionadas para transmitir continuamente a potência nominal.

VEIOS E APOIOS:

- Todos os veios são rectificados e apoiados em rolamentos de rolos cónicos de grande capacidade de carga.
- Sem-fim e veio de saída com retentor para evitar perdas de óleo e entrada de poeiras.

RENDIMENTO:

- O rendimento é muito elevado e atinge 96/98% sob plena carga.

LUBRIFICAÇÃO:

- As engrenagens funcionam em banho de óleo c/nível controlado por visor de vidro.
- Entrada e saída de óleo por sistema de bujão roscado.
- Os rolamentos recebem lubrificação adequada mediante chapinhagem.

REFRIGERAÇÃO:

- A sua capacidade de refrigeração do carter e da ventoinha de Arrefecimento é suficiente para temperaturas de óleo até 80°C.

ENSAIO:

- Todos os componentes do redutor são examinados durante e depois da fabricação.
- Feito a montagem verifica-se o contacto e o alinhamento correcto das engrenagens.
- Segue um ensaio conforme ficha de inspecção e ensaio interna de forma a garantir a conformidade do equipamento para expedição.

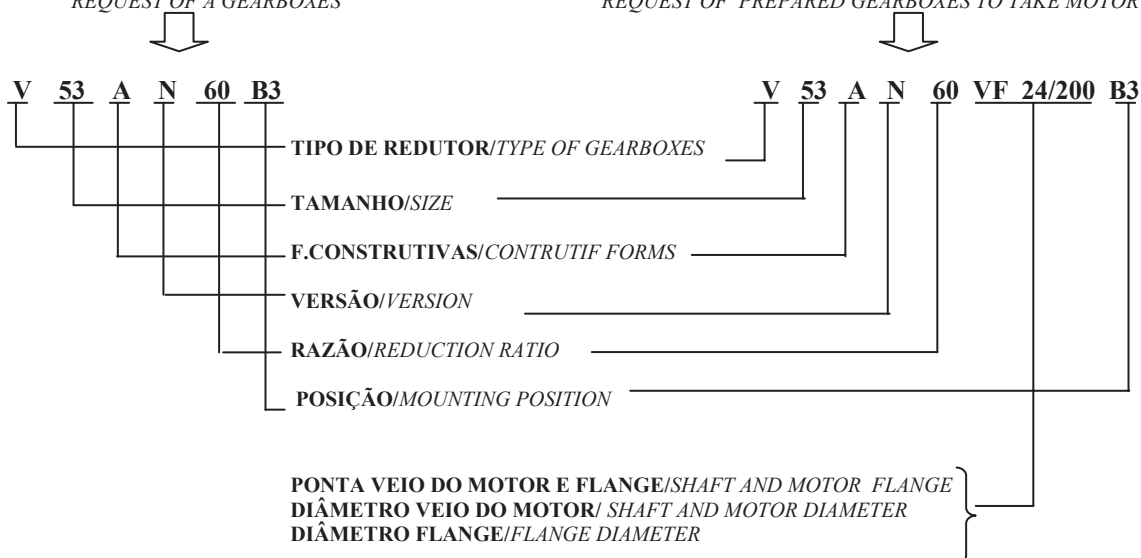
IDENTIFICAÇÃO DE REDUTORES OLIMAR
OLIMAR GEARBOXES IDENTIFICATION

TIPO/TYPE	TAMANHO/SIZE		FORMAS Construtivas	VERSÃO VERSION	RAZÃO REDUCTION RATIO	POSIÇÃO DE MONTAGEM MOUNTING POSITION
	ANTIGO OLD	NOVO NEW	CONSTITUTE FORMS			
V REDUTOR STANDARD <i>STANDARD GEARBOXES</i>	V2	V53	V...A	N, S, D	CONSULTAR TABELA DE POTÊNCIAS DE REDUTORES TIPO V... <i>SEE TABLE OF POWER GEARBOXES TYPE V...</i>	CONSULTAR TABELA POSIÇÕES MONTAGEM <i>SEE TABLE MOUNTING POSITION</i>
	V3	V70	V...V	N, S, D		
	V4	V87	V...F	N, S, D		
	V5	V99	V...F	N, S, D		
	V6	V113	V..B	N1, S1, D1		
				N, S, D		
V...O REDUTOR C/VEIO SAÍDA OCO <i>HOLLOW PUT SHAFT GEARBOXES</i>	V2.O	V53.O	V... OA	N, S	CONSULTAR TABELA DE POTÊNCIAS DE REDUTORES TIPO V... <i>SEE TABLE OF POWER GEARBOXES TYPE V...</i>	CONSULTAR TABELA POSIÇÕES MONTAGEM <i>SEE TABLE MOUNTING POSITION</i>
	V3.O	V70.O	V...OF			
	V4.O	V87.O	V...OB			
	V5.O	V99.O	V...OV			
	V6.O	V113.O				

NOTA: Para outras versões consultar Deptº Técnico/Comercial

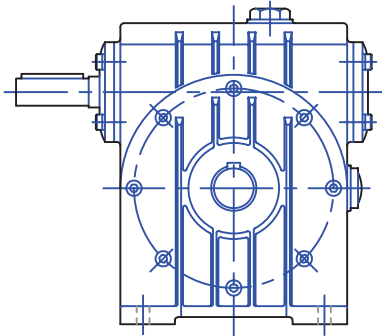
EX: PEDIDO DE UM REDUTOR
REQUEST OF A GEARBOXES

EX: PEDIDO DE UM REDUTOR PREPARADO P/LEVAR MOTOR
REQUEST OF PREPARED GEARBOXES TO TAKE MOTOR

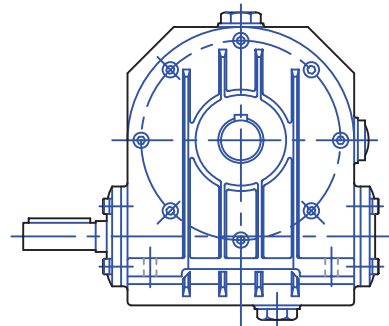


FORMAS CONSTRUTIVAS

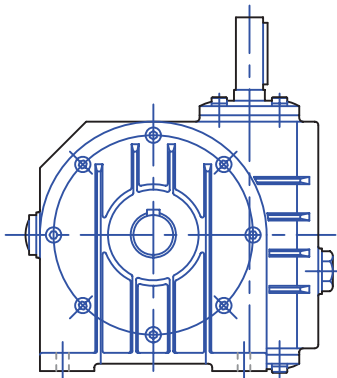
CONSTRUCTIVE FORMS



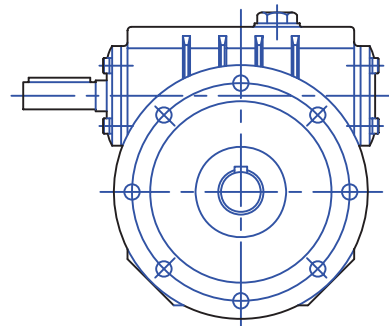
V...A



V...B



V...V



V...F

TABELAS \ TRANSMISSOES \ R - SEM FIM \ TAB0110

TIPO		NUMEROS DE FABRICO NORMALIZADOS														
ANTINGO OLD	NOVO NEW	STANDARDIZED NUMBERS														
V2	V53				3232.5				3322.5				4322			
V3	V70		3743			3733		4632.5						4722.5		
V4	V87	3444				4843			3224			4123.5				
V5	V99			4044				3025			3824					
V113	V113		2836				2826				3625				2417	2816
RAZAO	RATIO	1/8	1/9	1/10	1/11	1/12	1/14	1/15	1/16	1/18	1/19	1/20	1/21	1/23	1/24	1/28
V2	V53		3312.5						4312				6011.5			
V3	V70	6022				3713				4712.5			6012			
V4	V87	6022.5		3414				4113.5			4813		6012.5			
V5	V99	3015					4014					5613			7012.5	
V113	V113				3615					4714				6513		
RAZAO	RATIO	1/30	1/33	1/34	1/36	1/37	1/40	1/41	1/43	1/47	1/48	1/56	1/60	1/65	1/70	

REDUTORES TIPO V...

GEARBOXES TYPE V...

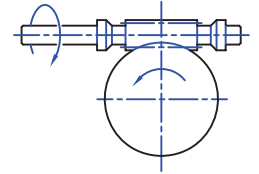
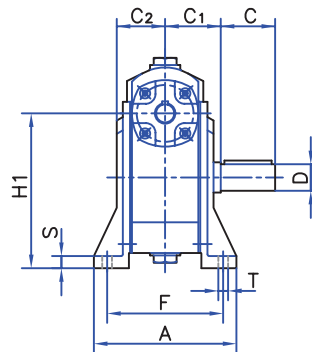
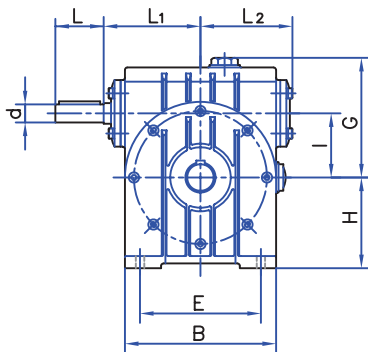
RAZAO RATIO i	VELOCIDADE DE ENTRADA <R.P.M.> INPUT SPEED									TIPO TYPE		N.FABRICO ORDER NUMBER
	750			1000			1500					
	POT. POWER CV	REND. EFFIC. %	MOM. TORQUE Nm	POT. POWER CV	REND. EFFIC. %	MOM. TORQUE Nm	POT. POWER CV	REND. EFFIC. %	MOM. TORQUE Nm			
70	1,20	67	530	1,44	69	490	1,68	72	400	V5	V99	7012,5
65	1,42	65	570	1,65	68	520	2,32	70	500	V6	V113	6513
60	0,28	64	102	0,31	65	857	0,40	72	80	V2	V53	6011,5
	0,65	68	250	0,78	71	240	0,90	74	190	V3	V70	6012
	1,10	67	415	1,36	70	400	1,60	75	330	V4	V87	6012,5
56	1,40	73	580	1,80	75	560	2,10	79	470	V5	V99	5613
48	1,30	73	460	1,64	76	440	2,00	82	380	V4	V87	4813
47	0,95	75	340	1,10	77	300	1,30	81	250	V3	V70	4712,5
	1,80	79	630	2,40	80	640	3,60	81	650	V6	V113	4714
43	0,42	74	110	0,49	76	100	0,60	80	850	V2	V53	4312
41	1,64	76	470	2,00	79	450	2,40	82	380	V4	V87	4113,5
40	2,00	79	610	2,50	81	580	3,00	84	480	V5	V99	4014
37	1,10	79	340	1,30	80	300	1,60	84	250	V3	V70	3713
36	2,30	79	620	3,00	81	620	4,60	83	650	V6	V113	3615
35	1,60	75	580	2,00	78	550	2,50	82	480	V5	V99	7022,5
34	2,00	80	470	2,40	81	440	3,00	85	370	V4	V87	3414
33	0,50	77	115	0,59	78	105	0,74	84	87	V2	V53	3312,5
30	0,56	77	120	0,67	79	110	0,80	84	90	V2	V53	6021,5
	1,30	83	310	1,60	84	290	2,00	86	240	V3	V70	6022
	1,80	81	460	2,20	82	430	2,80	86	360	V4	V87	6022,5
	2,50	77	590	3,00	79	550	3,80	84	470	V5	V99	3015
28	2,60	77	530	3,50	78	540	5,20	79	550	V6	V113	2816
27	2,30	82	580	2,80	83	550	3,60	86	470	V5	V99	5423
24	5,80	78	1030	7,80	78	1040	11,7	79	1050	V6	V113	2417
23,5	1,50	85	310	1,85	68	280	2,30	89	240	V3	V70	4722,5
23	2,25	81	440	2,84	84	420	3,56	87	350	V4	V87	4623
21,5	0,66	82	120	0,81	84	110	0,96	87	90	V2	V53	4322
20,5	2,60	83	420	3,30	84	400	4,00	88	340	V4	V87	4123,5
20	0,68	84	120	0,80	85	100	1,00	87	80	V2	V53	6031,5
	1,70	85	280	2,10	87	260	2,60	90	220	V3	V70	6032
	2,40	84	420	3,20	86	410	4,00	89	350	V4	V87	6032,5
19	3,00	88	560	4,00	90	510	5,00	91	430	V5	V99	3824
18	5,70	79	770	7,60	80	780	11,5	81	800	V6	V113	3625
17,5	1,80	85	290	2,20	86	270	2,70	88	230	V3	V70	3523
16,5	0,80	84	110	1,00	85	100	1,20	86	80	V2	V53	3322,5
16	2,70	85	430	3,50	87	400	4,50	89	340	V4	V87	3224
15,3	1,90	86	280	2,40	87	260	2,90	89	220	V3	V70	4632,5
15	0,90	86	110	1,10	88	100	1,30	89	80	V2	V53	6041,5
	2,10	87	270	2,50	88	250	3,10	90	210	V3	V70	6042
	3,00	87	400	3,70	89	360	4,80	91	320	V4	V87	6042,5
	3,60	85	490	4,20	87	440	5,80	89	390	V5	V99	3025
14,3	0,80	83	120	0,90	86	110	1,10	88	80	V2	V53	4332
14	7,10	79	750	9,40	80	750	14,2	81	770	V6	V113	2826
13,6	3,10	86	400	3,90	88	360	5,00	91	320	V4	V87	4133,5
13,3	3,90	85	490	4,60	87	440	6,10	91	390	V5	V99	4034
12,3	2,30	87	240	2,80	88	220	3,60	91	190	V3	V70	3733
12	3,50	91	370	4,20	92	340	5,20	93	290	V4	V87	4843
11,7	2,50	89	220	3,10	90	200	4,00	93	180	V3	V70	4742,5
11,3	3,70	90	360	4,50	91	320	5,50	94	270	V4	V87	3434
10,7	1,10	88	110	1,40	90	100	1,60	92	80	V2	V53	4342
10,6	1,30	87	110	1,60	89	100	2,00	91	80	V2	V53	3232,5
	4,90	90	460	5,40	91	420	7,10	92	360	V5	V99	3235
10,2	3,90	92	340	4,70	93	310	5,90	94	260	V4	V87	4143,5
10	5,40	91	440	6,00	92	400	7,50	93	340	V5	V99	4044
9,3	9,4	81	670	12,6	82	680	18,9	82	680	V6	V113	2836
9,2	2,70	90	210	3,40	92	190	4,50	94	170	V3	V70	3743
8,5	4,20	91	330	5,50	92	300	7,10	94	260	V4	V87	3444
8,2	1,40	89	100	1,70	91	80	2,10	93	70	V2	V53	3342,5
7,5	6,00	91	410	1,50	92	380	9,50	93	320	V5	V99	3045

REDUTORES SÓ FABRICADOS COMO ESPECIAIS

REDUTORES TIPO V...

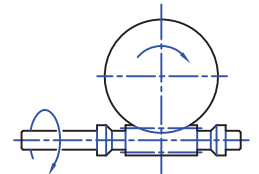
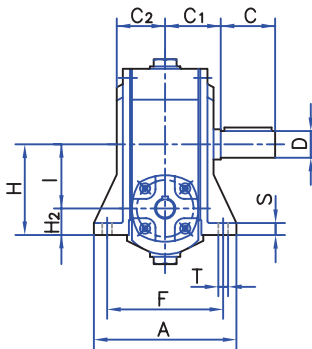
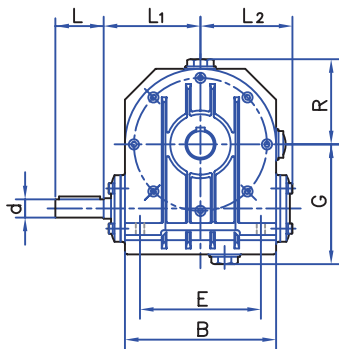
GEARBOXES TYPE V...

V...A



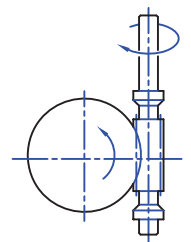
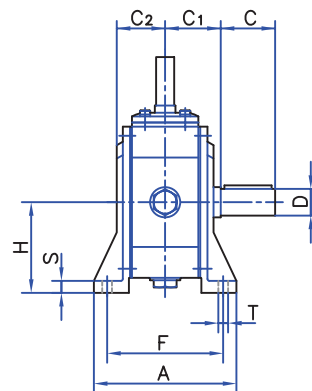
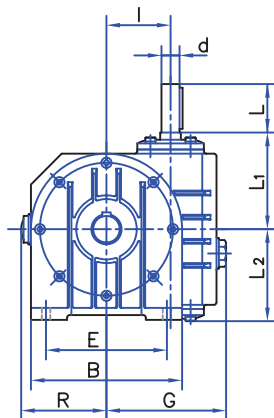
Helice direita
Righth helice

V...B



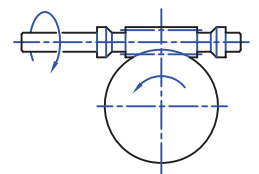
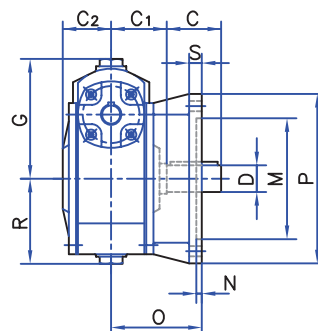
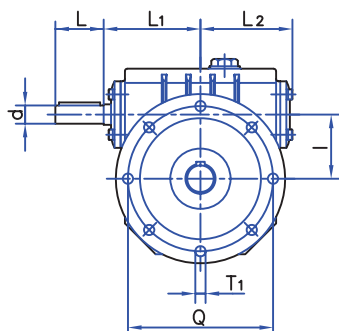
Helice direita
Righth helice

V...V
















Helice direita
Righth helice

V...F



Helice direita
Righth helice

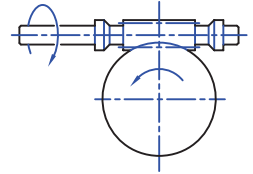
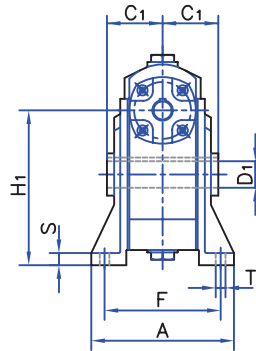
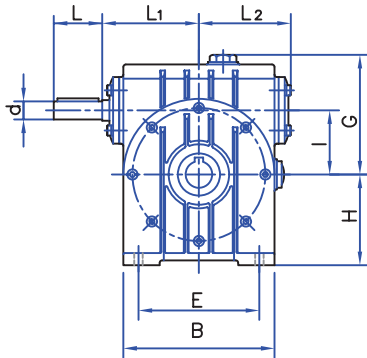
REDUTORES TIPO V...			GEARBOXES TYPE V...		
	V2 V53	V3 V70	V4 V87	V5 V99	V6 V113
A	118	140	170	195	260
B	125	160	205	224	254
C	40	50	60	70	80
C 1	43,5	52	67	76	101,5
C 2	42	50	63	72	94
d k6	15	18	22	28	32
D k6	22	28	32	38	45
E	100	130	170	190	210
F	96	115	140	156	220
G	99	121	149	171	189
H	75	95	122	130	150
H 1	128	165	209	229,2	263,3
H 2	22	25	35	30,8	36,7
I	53	70	87	99,2	113,3
L	40	50	60	70	80
L 1	77,5	97	119,5	130	147
L 2	76	96	121	131	146
M	100	130	145	185	185
N	4	5	5	5	6
O	69	87,5	112	125	150
P	140	175	215	258	268
Q	120	154	185	220	238
R	72	88	112	121	135
S	10	12	15	15	18
T	9	11	14	14	18
T 1	9	11	12	12	14
kg	7	11	20	32	50

VERSAO			VERSION				
V...A	 N	 S	 D	V...B	 N	 S	 D
V...V	 N	 S	 D	V...F	 N1	 S1	 D1

REDUTORES TIPO V...0

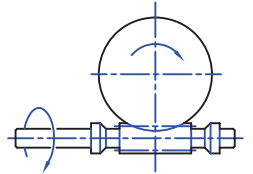
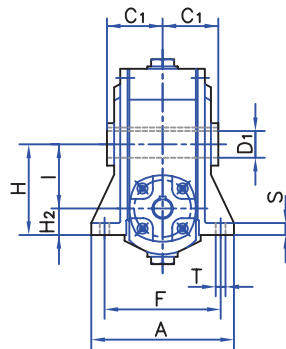
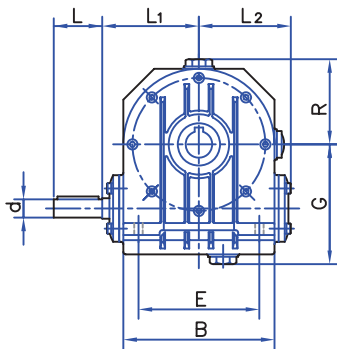
GEARBOXES TYPE V...0

V...0A



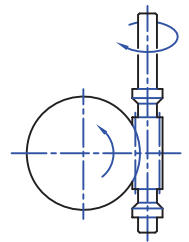
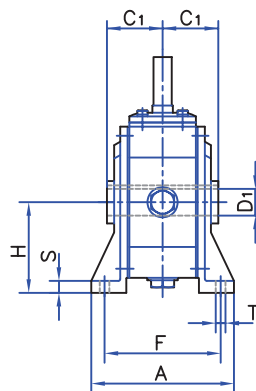
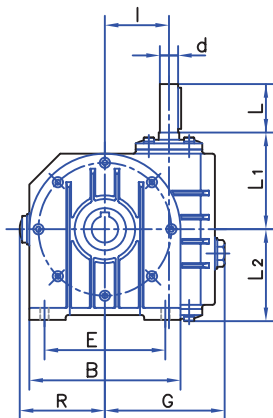
Helice direita
Righth helice

V...0B



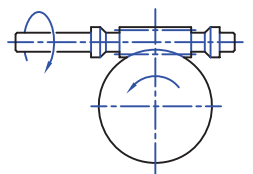
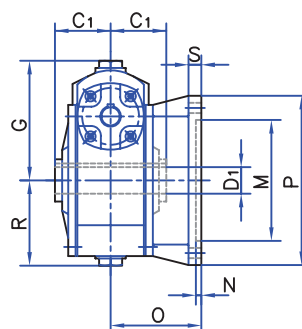
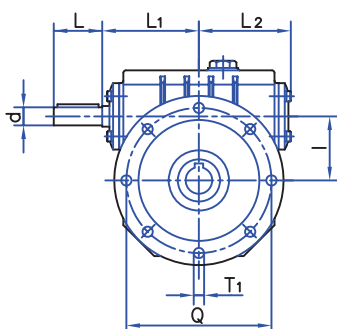
Helice direita
Righth helice

V...0V



Helice direita
Righth helice


V...0F



Helice direita
Righth helice

REDUTORES TIPO V...0

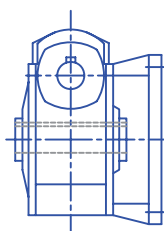
GEARBOXES TYPE V...0

	V2	V3	V4	V5	V6
	V53	V70	V87	V99	V113
A	118	140	170	195	260
B	125	160	205	224	254
C1	43,5	52	67	76	101,5
d k6	15	18	22	28	32
D1 H7	22	28	35	40	45
E	100	130	170	190	210
F	96	115	140	156	220
G	99	121	149	171	189
H	75	95	122	130	150
H1	128	165	209	229,2	263,3
H2	22	25	35	30,8	36,7
I	53	70	87	99,2	113,3
L	40	50	60	70	80
L1	77,5	97	119,5	130	147
L2	76	96	121	131	146
M	100	130	145	185	185
N	4	5	5	5	6
O	69	87,5	112	125	150
P	140	175	215	258	268
Q	120	154	185	220	238
R	72	88	112	121	135
S	10	12	15	15	18
T	9	11	14	14	18
T1	9	11	12	12	14
kg	7	11	20	32	50

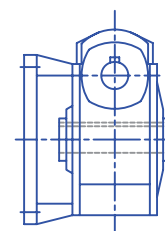
VERSAO

VERSION


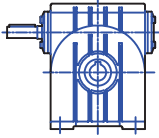
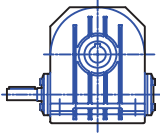
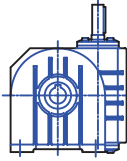
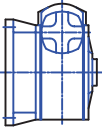
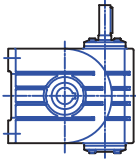
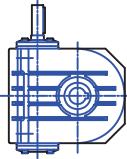
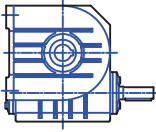
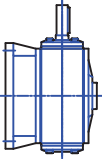
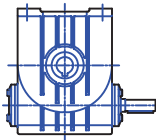
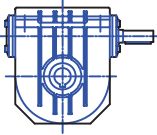
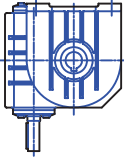
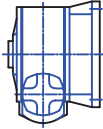
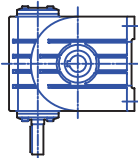
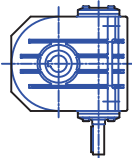
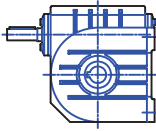
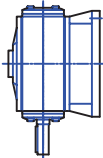
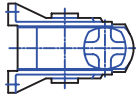
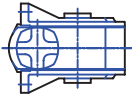
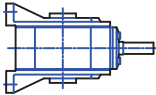
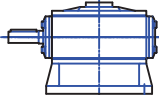
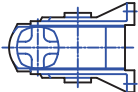
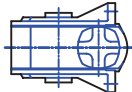
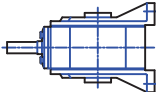
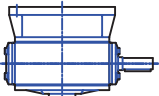
V...OF



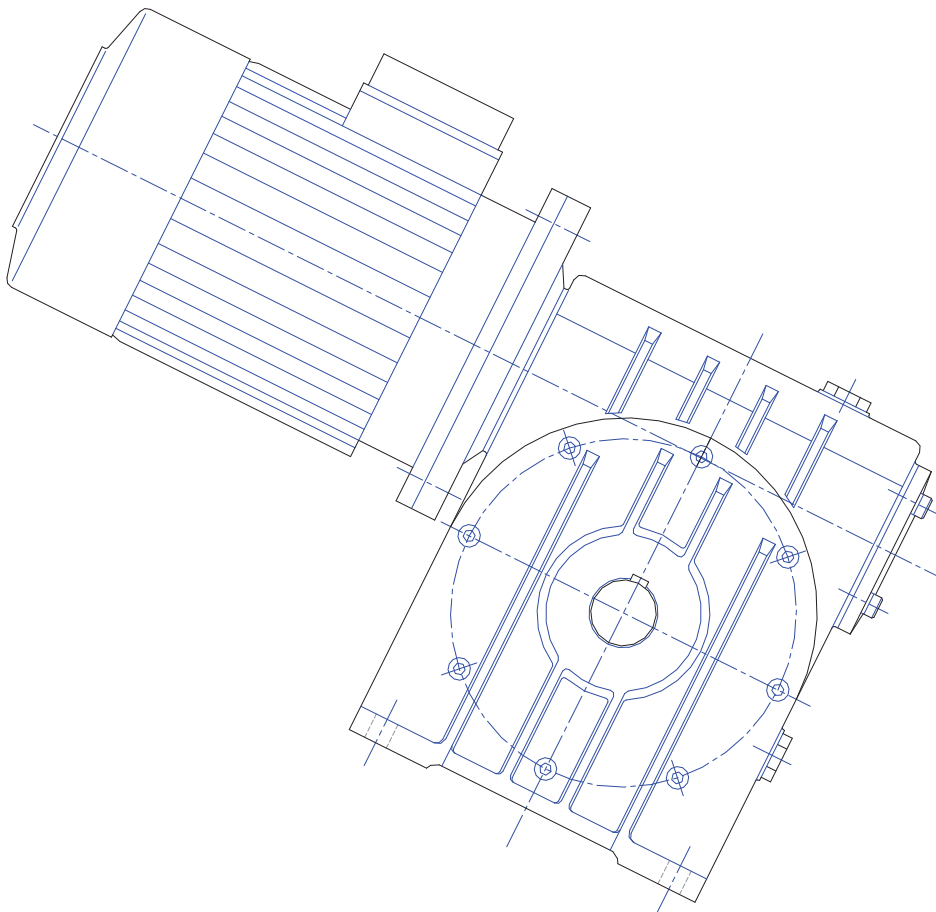
N



S

	V...A V...OA	V...B V...OB	V...V V...OV	V...F V...OF
B3				
V6				
B8				
V5				
B6				
B7				

MOTO-REDUTORES
MOTORIZED GEARBOXES
TIPO V / TYPE V



MOTO-REDUTORES TIPO MV...

MOTORIZED GEARBOXES TYPE MV...

POTENCIA POWER		V.SAIDA OUTPUT	RAZAO RATIO	M2	F.S	TIPO TYPE	N.FABRICO ORDER NUMBER	POTENCIA POWER		V.SAIDA OUTPUT	RAZAO RATIO	M2	F.S	TIPO TYPE	N.FABRICO ORDER NUMBER				
CV	KW	r.p.m.	i	(Nm)				CV	KW	r.p.m.	i	(Nm)							
0,25	0,18	11	60	163	2,6	MV3/80.8 MV70/80.8	6012	0,50	0,37	37	37	97	3,2	MV3/71.4 MV70/71.4	3713				
		14	60	128	1,2	MV2/71.6 MV53/71.6	6011,5			42	33	85	1,4	MV2/71.4 MV53/71.4	3312,5				
		20	43	90	1,9	MV2/71.6 MV53/71.6	4312			46	30	78	1,4	MV2/71.4 MV53/71.4	6021,5				
		23	60	78	1,6	MV2/63.4 MV53/63.4	6011,5			64	21,5	56	1,9	MV2/71.4 MV53/71.4	4322				
		29	47	62	5,2	MV3/63.4 MV70/63.4	4712,5			83	16,5	43	2,4	MV2/71.4 MV53/71.4	3322,5				
		32	43	56	2,4	MV2/63.4 MV53/63.4	4312			91	15	39	2,5	MV2/71.4 MV53/71.4	6041,5				
		42	33	43	3,0	MV2/63.4 MV53/63.4	3312,5			130	10,6	28	4,0	MV2/71.4 MV53/71.4	3232,5				
		46	30	39	2,8	MV2/63.4 MV53/63.4	6021,5			11	60	489	1,4	MV4/90.8 MV87/90.8	6012,5				
		64	21,5	28	3,8	MV2/63.4 MV53/63.4	4322			14	60	384	1,0	MV3/80.6 MV70/80.6	6012				
		83	16,5	22	4,8	MV2/63.4 MV53/63.4	3322,5			20	47	268	1,4	MV3/80.6 MV70/80.6	4712,5				
		91	15	20	4,8	MV2/63.4 MV53/63.4	6041,5			23	60	233	1,2	MV3/80.4 MV70/80.4	6012				
		130	10,6	14	8,0	MV2/63.4 MV53/63.4	3232,5			29	47	185	1,7	MV3/80.4 MV70/80.4	4712,5				
		0,33	0,25	11	60	215	1,9			MV3/80.8 MV70/80.8	6012	0,75	0,55	37	37	145	2,1	MV3/80.4 MV70/80.4	3713
				14	60	169	2,3			MV3/71.6 MV70/71.6	6012			42	33	128	1,0	MV2/80.4 MV53/80.4	3312,5
20	43			118	1,4	MV2/71.6 MV53/71.6	4312	46	30	117	2,5			MV3/80.4 MV70/80.4	6022				
23	60			103	1,2	MV2/71.4 MV53/71.4	6011,5	64	21,5	84	1,2			MV2/80.4 MV53/80.4	4322				
29	47			81	3,9	MV3/71.4 MV70/71.4	4712,5	83	16,5	65	1,6			MV2/80.4 MV53/80.4	3322,5				
32	43			74	1,8	MV2/71.4 MV53/71.4	4312	91	15	59	1,7			MV2/80.4 MV53/80.4	6041,5				
42	33			56	2,2	MV2/71.4 MV53/71.4	3312,5	113	12,3	48	4,8			MV3/80.4 MV70/80.4	3733				
46	30			51	2,1	MV2/71.4 MV53/71.4	6021,5	130	10,6	41	2,6			MV2/80.4 MV53/80.4	3232,5				
64	21,5			37	2,8	MV2/71.4 MV53/71.4	4322	11	60	651	1,1			MV4/100.8 MV87/100.8	6012,5				
83	16,5			28	3,6	MV2/71.4 MV53/71.4	3322,5	14	60	511	1,3			MV4/90.6 MV87/90.6	6012,5				
91	15			26	3,8	MV2/71.4 MV53/71.4	6041,5	20	47	359	1,1			MV3/90.6 MV70/90.6	4712,5				
130	10,6			18	6,0	MV2/71.4 MV53/71.4	3232,5	23	60	311	1,6			MV4/80.4 MV87/80.4	6012,5				
0,50	0,37			11	60	325	1,3	MV3/90.8 MV70/90.8	6012	1	0,75			29	47	247	1,3	MV3/80.4 MV70/80.4	4712,5
				14	60	256	1,5	MV3/80.6 MV70/80.6	6012					37	37	194	1,6	MV3/80.4 MV70/80.4	3713
		20	47	179	2,2	MV3/80.6 MV70/80.6	4712,5	42	34			170	3,0	MV4/80.4 MV87/80.4	3414				
		23	60	156	1,8	MV3/71.4 MV70/71.4	6012	46	30			156	1,9	MV3/80.4 MV70/80.4	6022				
		29	47	123	2,6	MV3/71.4 MV70/71.4	4712,5	58	23,5			123	2,3	MV3/80.4 MV70/80.4	4722,5				
		32	43	112	1,2	MV2/71.4 MV53/71.4	4312	64	21,5			112	1,0	MV2/80.4 MV53/80.4	4322				

REDUTORES SÓ FABRICADOS COMO ESPECIAIS

MOTO-REDUTORES TIPO MV...

MOTORIZED GEARBOXES TYPE MV...

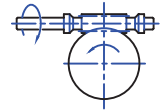
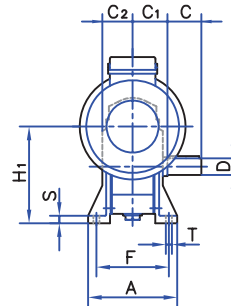
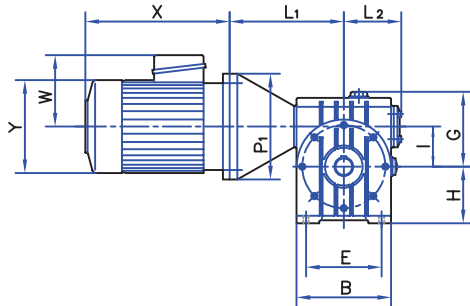
POTENCIA POWER		V.SAIDA OUTPUT	RAZAO RATIO	M2	F.S	TIPO TYPE	N.FABRICO ORDER NUMBER	POTENCIA POWER		V.SAIDA OUTPUT	RAZAO RATIO	M2	F.S	TIPO TYPE	N.FABRICO ORDER NUMBER	
CV	KW	r.p.m.	i	(Nm)				CV	KW	r.p.m.	i	(Nm)				
1	0,75	83	16,5	86	1,2	MV2/80.4 MV53/80.4	3322,5	3	2,2	30	47	716	1,2	MV6/100.4 MV113/100.4	4714	
		91	15	79	1,2	MV2/80.4 MV53/80.4	6041,5			42	34	511	1,0	MV4/100.4 MV87/100.4	3414	
		113	12,3	63	3,6	MV3/80.4 MV70/80.4	3733			46	30	467	1,2	MV5/100.4 MV99/100.4	3015	
		130	10,6	55	2,0	MV2/80.4 MV53/80.4	3232,5			69	20,5	311	1,3	MV4/100.4 MV87/100.4	4123,5	
1,5	1,1	11	65	976	1,0	MV6/100.8 MV113/100.8	6513	4	3	94	15	229	1,9	MV5/100.4 MV99/100.4	3025	
		16	56	671	1,2	MV5/90.6 MV99/90.6	5613			125	12	172	1,7	MV4/100.4 MV87/100.4	4843	
		20	70	537	1,1	MV5/90.4 MV99/90.4	7012,5			40	36	716	1,2	MV6/100.4 MV113/100.4	3615	
		23	60	467	1,1	MV4/90.4 MV87/90.4	6012,5	69	20,5	415	1,0	MV4/100.4 MV87/100.4	4123,5			
		29	48	370	1,3	MV4/90.4 MV87/90.4	4813	94	15	305	1,4	MV5/100.4 MV99/100.4	3025			
		34	41	316	1,6	MV4/90.4 MV87/90.4	4113,5	125	12	229	1,3	MV4/100.4 MV87/100.4	4843			
		37	37	290	1,1	MV3/90.4 MV70/90.4	3713	167	8,5	171	1,7	MV4/100.4 MV87/100.4	3444			
		42	34	256	2,0	MV4/90.4 MV87/90.4	3414	5,5	4	94	15	419	1,0	MV5/112.4 MV99/112.4	3025	
		46	30	233	1,2	MV3/90.4 MV70/90.4	6022			167	8,5	236	1,3	MV4/112.4 MV87/112.4	3444	
		58	23,5	185	1,5	MV3/90.4 MV70/90.4	4722,5									
		69	20,5	156	2,6	MV4/90.4 MV87/90.4	4123,5									
		91	15,3	118	1,9	MV3/90.4 MV70/90.4	4632,5									
		113	12,3	95	2,4	MV3/90.4 MV70/90.4	3733									
		150	9,2	72	2,6	MV3/90.4 MV70/90.4	3743									
2	1,5	21	65	682	1,5	MV6/90.4 MV113/90.4	6513									
		25	56	573	1,1	MV5/90.4 MV99/90.4	5613									
		29	48	494	1,0	MV4/90.4 MV87/90.4	4813									
		34	41	421	1,2	MV4/90.4 MV87/90.4	4113,5									
		42	34	341	1,5	MV4/90.4 MV87/90.4	3414									
		46	30	311	1,4	MV4/90.4 MV87/90.4	6022,5									
		58	23,5	247	1,1	MV3/90.4 MV70/90.4	4722,5									
		69	20,5	208	2,0	MV4/90.4 MV87/90.4	4123,5									
		91	15,3	157	1,4	MV3/90.4 MV70/90.4	4632,5									
		113	12,3	127	1,8	MV3/90.4 MV70/90.4	3733									
		150	9,2	95	2,0	MV3/90.4 MV70/90.4	3743									

REDUTORES SÓ FABRICADOS COMO ESPECIAIS

MOTO-REDUTORES TIPO MV...

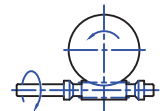
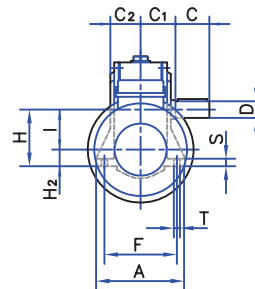
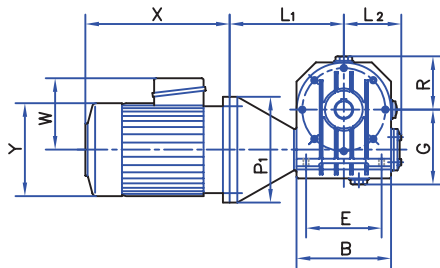
MOTORIZED GEARBOXES TYPE MV...

MV...A



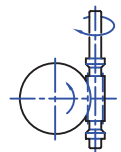
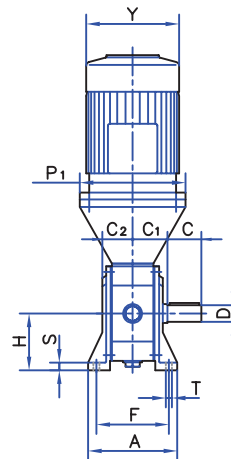
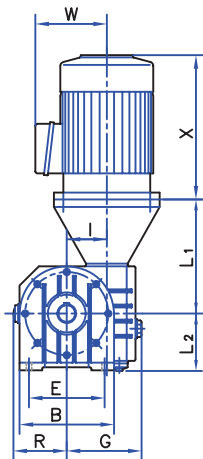
Helice direita
Rigth helice

MV...B



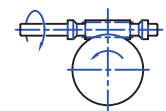
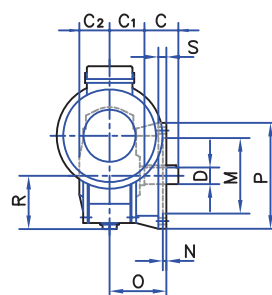
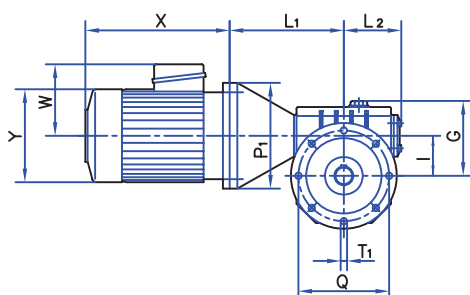
Helice direita
Rigth helice

MV...V



Helice direita
Rigth helice

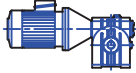
MV...F



Helice direita
Rigth helice

MOTO-REDUTORES TIPO MV...

MOTORIZED GEARBOXES TYPE MV...

	MV2 MV53		MV3 MV70		MV4 MV87		MV5 MV99		MV6 MV113		
	A	118		140		170		195		260	
B	125		160		205		224		254		
C	40		50		60		70		80		
C 1	43,5		52		67		76		101,5		
C 2	42		50		63		72		94		
D k6	22		28		32		38		45		
E	100		130		170		190		210		
F	96		115		140		156		220		
G	99		121		149		171		189		
H	75		95		122		130		150		
H 1	128		165		209		229,2		263,3		
H 2	22		25		35		30,8		36,7		
I	53		70		87		99,2		113,3		
L 2	76		96		121		131		146		
M	100		130		145		185		185		
N	4		5		5		5		6		
O	69		87,5		112		125		150		
P	140		175		215		258		268		
Q	120		154		185		220		238		
R	72		88		112		121		135		
S	10		12		15		15		18		
T	9		11		14		14		18		
T 1	9		11		12		12		14		
W	VER TABELA DE MOTORES						SEE TABLE OF MOTORS				
X	VER TABELA DE MOTORES						SEE TABLE OF MOTORS				
Y	VER TABELA DE MOTORES						SEE TABLE OF MOTORS				







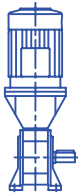

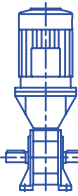



DIMENSOES EM FUNÇÃO DO TAMANHO DO MOTOR

DIMENSIONS ACCORDING TO THE MOTOR SIZE

MV...	MV2 MV53			MV3 MV70			MV4 MV87			MV5 MV99		MV6 MV113	
	MOTOR	63	71	80	63	71	80-90	80-90	100-112	90	100-112	90	100-112
L1	153	153	173	182	182	202	235	245	255	265	282	292	
P1	140	160	200	140	160	200	200	250	200	250	200	250	

VERSAO

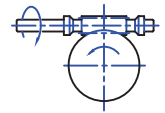
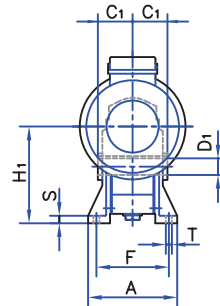
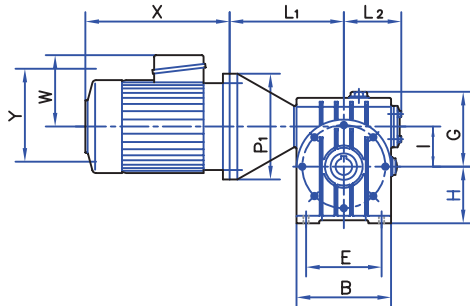
VERSION

MV...A				MV...B			
	N	S	D		N	S	D
MV...V				MV...F			
	N	S	D		N1	S1	D1

MOTO-REDUTORES TIPO MV...O

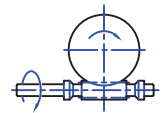
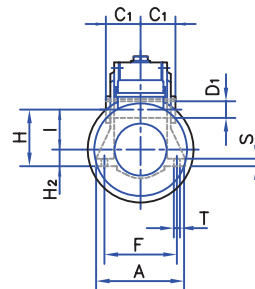
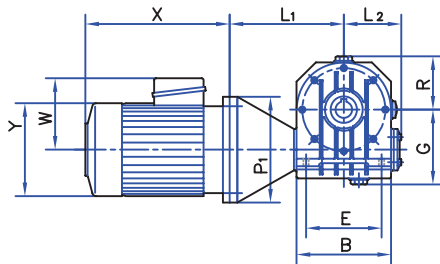
MOTORIZED GEARBOXES TYPE MV...O

MV...OA



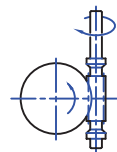
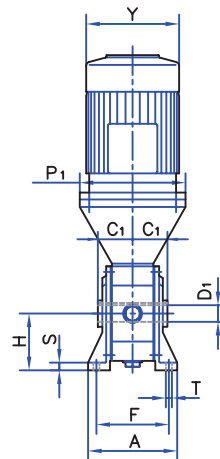
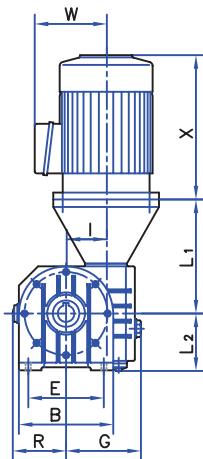
Helice direita
Rigth helice

MV...OB



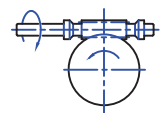
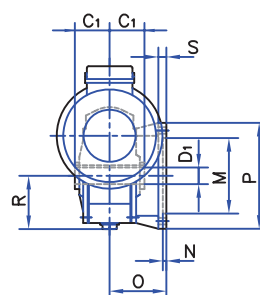
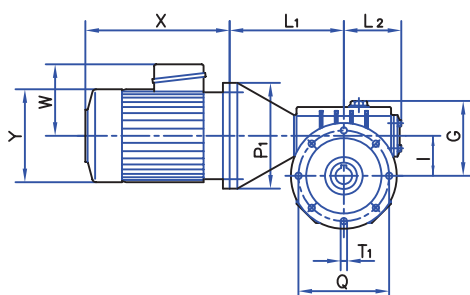
Helice direita
Rigth helice

MV...OV



Helice direita
Rigth helice

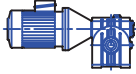
MV...OF



Helice direita
Rigth helice

MOTO-REDUTORES TIPO MV...O

MOTORIZED GEARBOXES TYPE MV...O

	MV2	MV3	MV4	MV5	MV6	
	MV53	MV70	MV87	MV99	MV113	
A	118	140	170	195	260	
B	125	160	205	224	254	
C1	43,5	52	67	76	101,5	
D1H7	22	28	35	40	45	
E	100	130	170	190	210	
F	96	115	140	156	220	
G	99	121	149	171	189	
H	75	95	122	130	150	
H1	128	165	209	229,2	263,3	
H2	22	25	35	30,8	36,7	
I	53	70	87	99,2	113,3	
L2	76	96	121	131	146	
M	100	130	145	185	185	
N	4	5	5	5	6	
O	69	87,5	112	125	150	
P	140	175	215	258	268	
Q	120	154	185	220	238	
R	72	88	112	121	135	
S	10	12	15	15	18	
T	9	11	14	14	18	
T1	9	11	12	12	14	
W	VER TABELA DE MOTORES			SEE TABLE OF MOTORS		
X	VER TABELA DE MOTORES			SEE TABLE OF MOTORS		
Y	VER TABELA DE MOTORES			SEE TABLE OF MOTORS		

DIMENSOES EM FUNÇÃO DO TAMANHO DO MOTOR

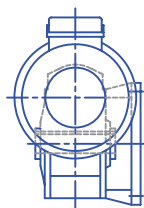
DIMENSIONS ACCORDING TO THE MOTOR SIZE

MV...O	MV2 MV53			MV3 MV70			MV4 MV87		MV5 MV99		MV6 MV113	
	MOTOR	63	71	80	63	71	80-90	80-90	100-112	90	100-112	90
L1	153	153	173	182	182	202	235	245	255	265	282	292
P1	140	160	200	140	160	200	200	250	200	250	200	250

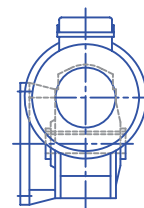
VERSAO

VERSION

MV...OF



N

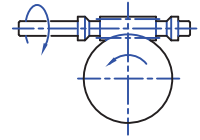
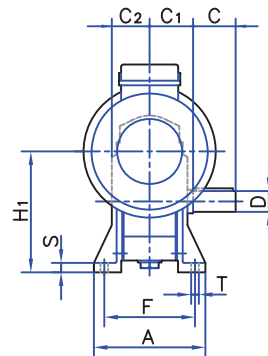
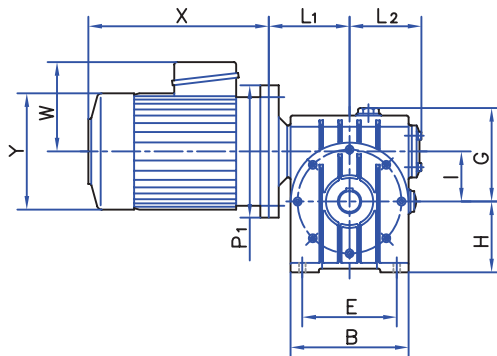


S

MOTO-REDUTORES TIPO MV...C

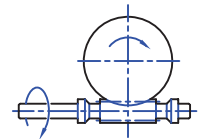
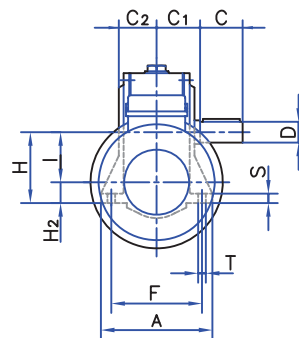
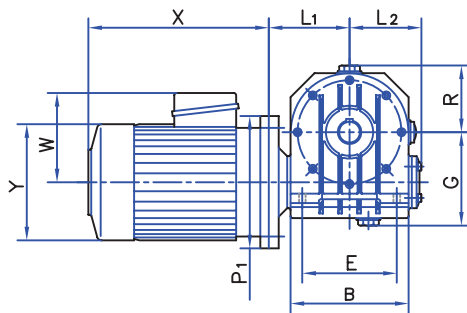
MOTORIZED GEARBOXES TYPE MV...C

MV...CA



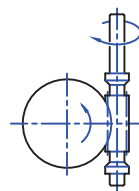
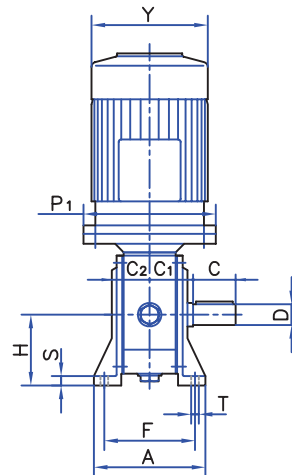
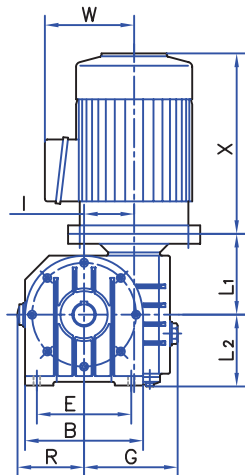
Helice direita
Rigth helice

MV...CB



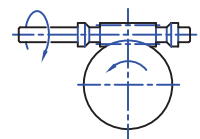
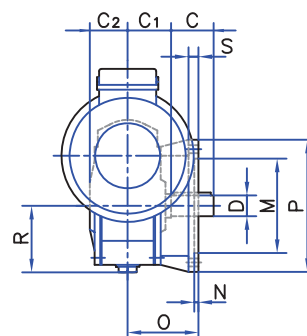
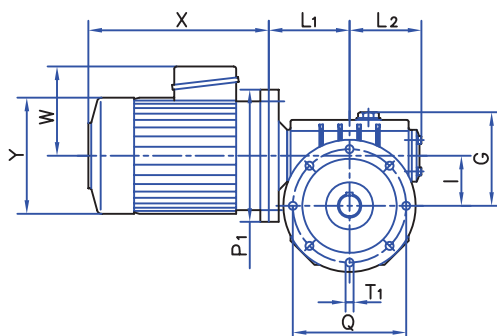
Helice direita
Rigth helice

MV...CV



Helice direita
Rigth helice

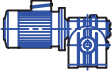
MV...CF



Helice direita
Rigth helice

MOTO-REDUTORES TIPO MV...C

MOTORIZED GEARBOXES TYPE MV...C

	MV2 MV53	MV3 MV70	MV4 MV87	MV5 MV99	MV6 MV113
A	118	140	170	195	260
B	125	160	205	224	254
C	40	50	60	70	80
C1	43,5	52	67	76	101,5
C2	42	50	63	72	94
D k6	22	28	32	38	45
E	100	130	170	190	210
F	96	115	140	156	220
G	99	121	149	171	189
H	75	95	122	130	150
H1	128	165	209	229,2	263,3
H2	22	25	35	30,8	36,7
I	53	70	87	99,2	113,3
L2	76	96	121	131	146
M	100	130	145	185	185
N	4	5	5	5	6
O	69	87,5	112	125	150
P	140	175	215	258	268
Q	120	154	185	220	238
R	72	88	112	121	135
S	10	12	15	15	18
T	9	11	14	14	18
T1	9	11	12	12	14
W	VER TABELA DE MOTORES			SEE TABLE OF MOTORS	
X	VER TABELA DE MOTORES			SEE TABLE OF MOTORS	
Y	VER TABELA DE MOTORES			SEE TABLE OF MOTORS	













DIMENSOES EM FUNÇÃO DO TAMANHO DO MOTOR

DIMENSIONS ACCORDING TO THE MOTOR SIZE

MV...C	MV2 MV53			MV3 MV70			MV4 MV87		MV5 MV99		MV6 MV113	
MOTOR	63	71	80	63	71	80-90	80-90	100-112	90	100-112	90	100-112
L1	79	79	79	99.5	99.5	99.5	128	128	137	137	152	152
P1	140	160	200	140	160	200	200	250	200	250	200	250

VERSAO

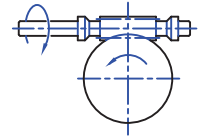
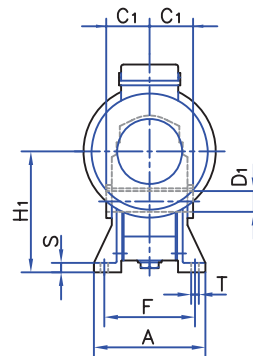
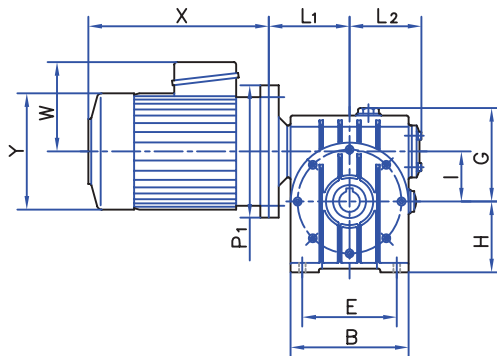
VERSION

MV...CA				MV...CB			
	N	S	D		N	S	D
MV...CV				MV...CF			
	N	S	D		N1	S1	D1

MOTO-REDUTORES TIPO MV...CO

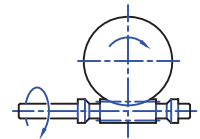
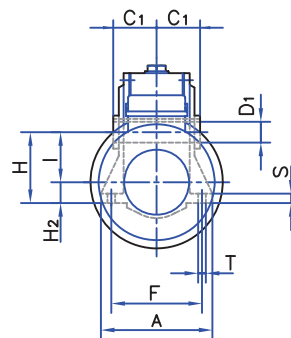
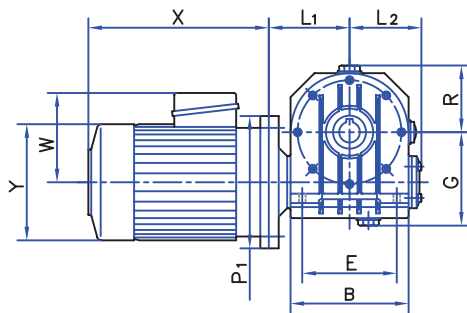
MOTORIZED GEARBOXES TYPE MV...CO

MV...COA



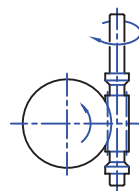
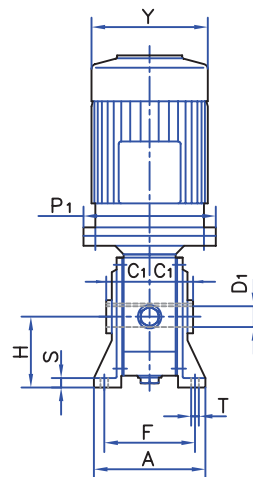
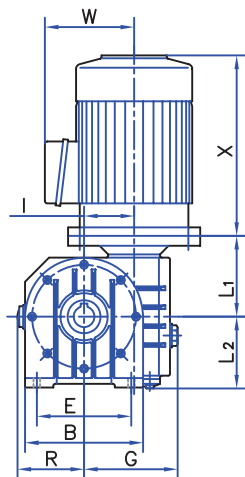
Helice direita
Rigth helice

MV...COB



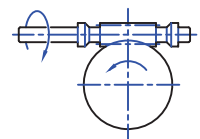
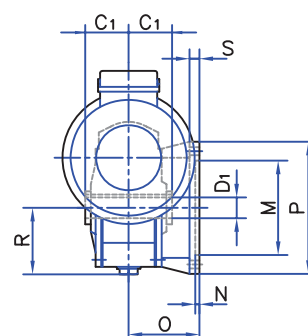
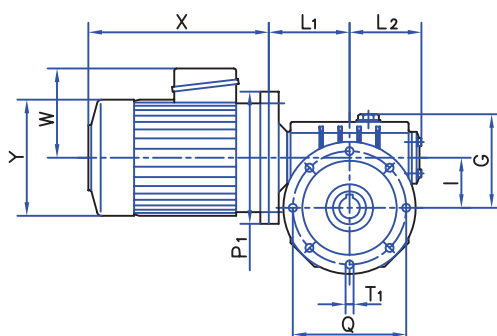
Helice direita
Rigth helice

MV...COV



Helice direita
Rigth helice

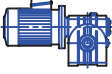
MV...COF



Helice direita
Rigth helice

MOTO-REDUTORES TIPO MV...CO

MOTORIZED GEARBOXES TYPE MV...CO

	MV2 MV53	MV3 MV70	MV4 MV87	MV5 MV99	MV6 MV113
A	118	140	170	195	260
B	125	160	205	224	254
C1	43,5	52	67	76	101,5
D1H7	22	28	35	40	45
E	100	130	170	190	210
F	96	115	140	156	220
G	99	121	149	171	189
H	75	95	122	130	150
H1	128	165	209	229,2	263,3
H2	22	25	35	30,8	36,7
I	53	70	87	99,2	113,3
L2	76	96	121	131	146
M	100	130	145	185	185
N	4	5	5	5	6
O	69	87,5	112	125	150
P	140	175	215	258	268
Q	120	154	185	220	238
R	72	88	112	121	135
S	10	12	15	15	18
T	9	11	14	14	18
T1	9	11	12	12	14
W	VER TABELA DE MOTORES			SEE TABLE OF MOTORS	
X	VER TABELA DE MOTORES			SEE TABLE OF MOTORS	
Y	VER TABELA DE MOTORES			SEE TABLE OF MOTORS	

DIMENSOES EM FUNÇÃO DO TAMANHO DO MOTOR

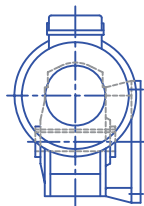
DIMENSIONS ACCORDING TO THE MOTOR SIZE

MV...CO	MV2 MV53			MV3 MV70			MV4 MV87		MV5 MV99		MV6 MV113	
	MOTOR	63	71	80	63	71	80-90	80-90	100-112	90	100-112	90
L1	79	79	79	99.5	99.5	99.5	128	128	137	137	152	152
P1	140	160	200	140	160	200	200	250	200	250	200	250

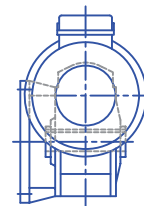
VERSAO

VERSION

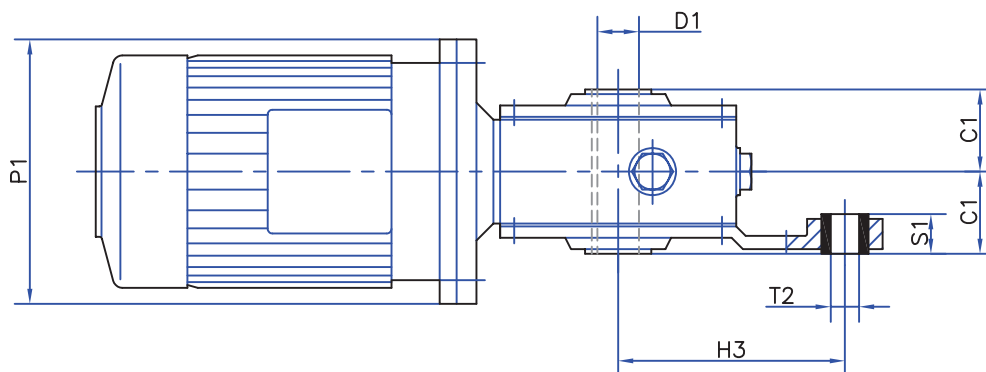
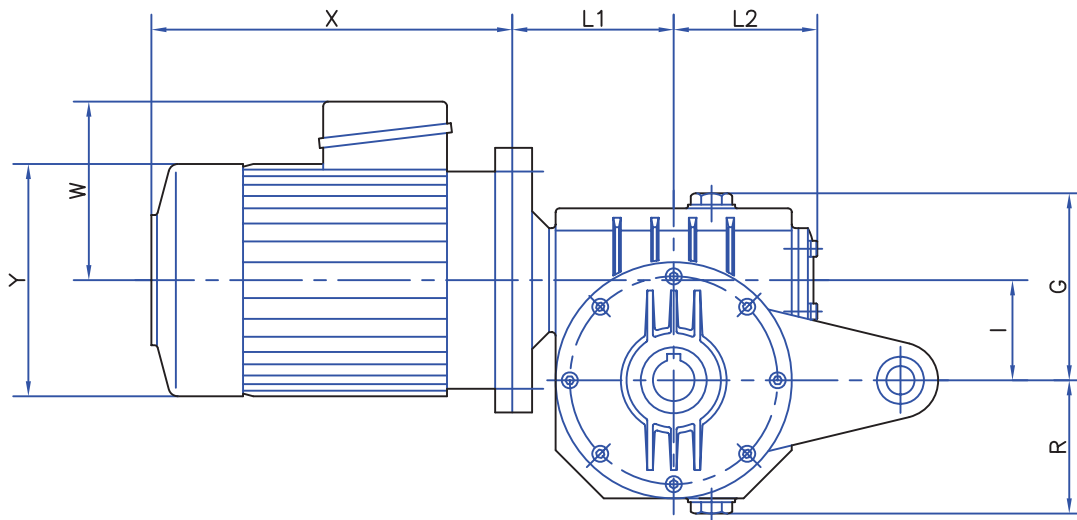
MV...COF



N



S



MOTO-REDUTORES TIPO MV...COT

MOTORIZED GEARBOXES TYPE MV...COT

	MV2 MV53	MV3 MV70	MV4 MV87	MV5 MV99	MV6 MV113
C1	43,5	52	67	76	101,5
D1H7	22	28	35	40	45
G	99	121	149	171	189
H3	120	150	180	210	240
I	53	70	87	99,2	113,3
L 2	76	96	121	131	146
R	72	88	112	121	135
S1	21	27.5	27.5	33.5	49.5
T2	15	18	18	22	28
W	VER TABELA DE MOTORES			SEE TABLE OF MOTORS	
X	VER TABELA DE MOTORES			SEE TABLE OF MOTORS	
Y	VER TABELA DE MOTORES			SEE TABLE OF MOTORS	

DIMENSOES EM FUNÇÃO DO TAMANHO DO MOTOR

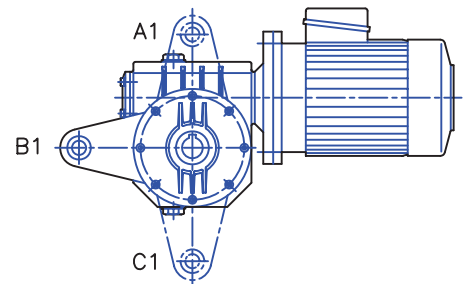
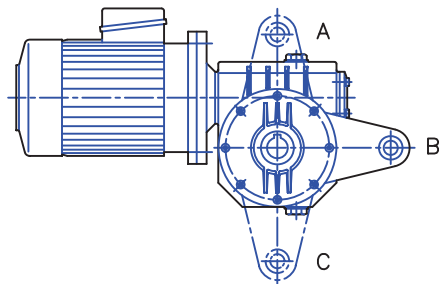
DIMENSIONS ACCORDING TO THE MOTOR SIZE

MV...COT	MV2 MV53			MV3 MV70			MV4 MV87		MV5 MV99		MV6 MV113	
	MOTOR	63	71	80	63	71	80-90	80-90	100-112	90	100-112	90
L1	79	79	79	99.5	99.5	99.5	128	128	137	137	152	152
P1	140	160	200	140	160	200	200	250	200	250	200	250

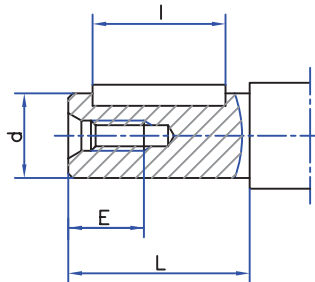
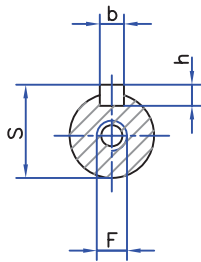
VERSAO

VERSION

MV...COT

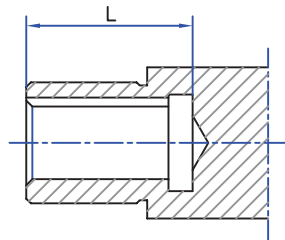
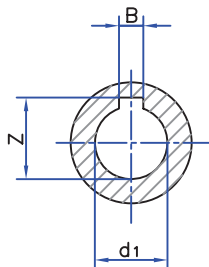


VEIO DE ENTRADA
INPUT SHAFT



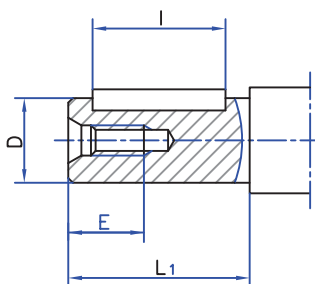
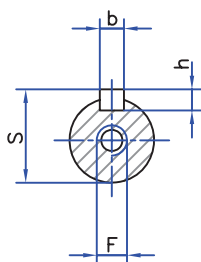
dk6	L	F	E	S	Cavalete Keyway		
					b h9	h	l
15	40	M5	13	17,1	5	5	30
18	50	M6	20	20,5	6	6	40
22	60	M8	20	24,5	6	6	50
28	70	M8	20	30,9	8	7	60
32	80	M10	25	35,3	10	8	70

VEIO OCO DE ENTRADA (PARA ACOMODAR VEIO DO MOTOR)
HOLLOW INPUT SHAFT (TO ACCOMMODATE MOTOR SHAFT)



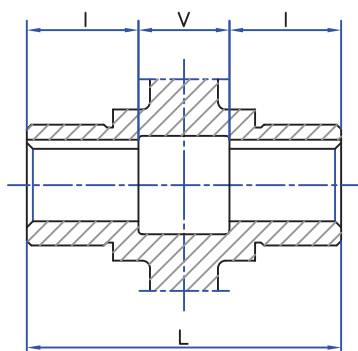
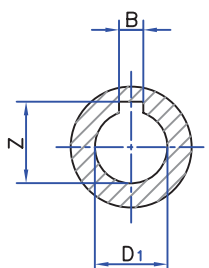
d1 F7	B H9	Z	L
11	4	12,7	28
14	5	16,2	35
19	19	21,6	45
24	8	27	55
28	8	31	65
38	10	41,4	85

VEIO DE SAIDA
OUTPUT SHAFT



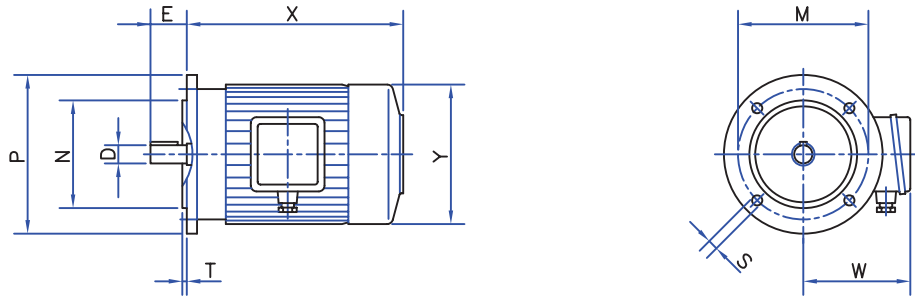
Dk6	L1	F	E	S	Cavalete Keyway		
					b h9	h	l
22	40	M8	20	24,5	6	6	30
28	50	M8	20	30,9	8	7	40
32	60	M10	25	35,3	10	8	50
38	70	M10	25	41,3	10	8	60
45	80	M12	32	48,5	14	9	70

VEIO OCO DE SAIDA
HOLLOW OUTPUT SHAFTS



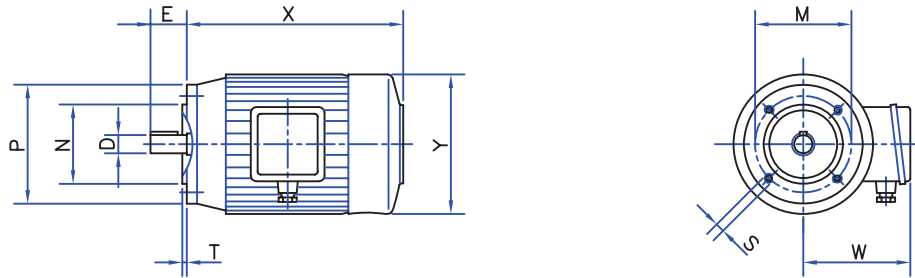
D1 H7	B H9	Z	l	V	L
22	6	24,6	17	35	87
28	8	31	24	40	104
35	10	38,4	34	50	134
40	12	43,2	42	55	152
45	14	48,6	73	65	203

B5



Motor tipo Motor type	4 polos 4 poles		6 polos 6 poles		8 polos 8 poles		D	E	N	M	P	S	T	W	X	Y	Kg
	CV	KW	CV	KW	CV	KW											
63A	0,18	0,13	0,12	0,09	0,08	0,06	11	23	95	115	140	8,5	3	92	183	124	3,5
63B	0,25	0,18	0,18	0,13													4,5
71A	0,33	0,25	0,25	0,18	0,12	0,09	14	30	110	130	160	8,5	3,5	100	215	142	5,5
71B	0,50	0,37	0,33	0,25													0,18
80A	0,75	0,55	0,50	0,37	0,25	0,18	19	40	130	165	200	11,5	3,5	120	240	158	9
80B	1	0,75	0,75	0,55													0,33
90S	1,5	1,1	1	0,75	0,50	0,37	24	50	130	165	200	11,5	3,5	126	255	178	12
90L	2	1,5	1,5	1,1											0,75		0,55
100LA	3	2,2	2	1,5	1	0,75	28	60	180	215	250	14	4	138	305	194	21
100LB	4	3	—	—										1,5	1,1	138	305
112M	5,5	4	3	2,2	2	1,5								155	332	220	32
132S	7,5	5,5	4	3										3	2,2		
132M	10	7,5	5,5	4	4	3	38	80	230	265	300	14	4	176	420	262	55
132L	—	—	7,5	5,5													—

B14

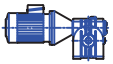
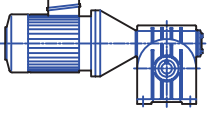
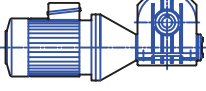
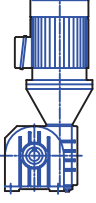

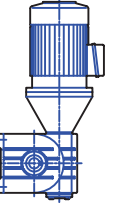
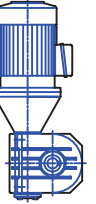
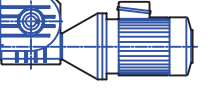
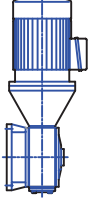
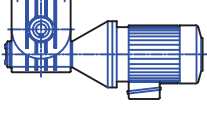
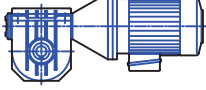


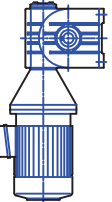
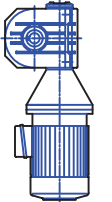
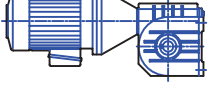
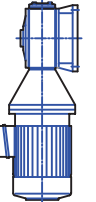


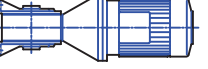
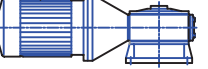






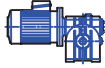
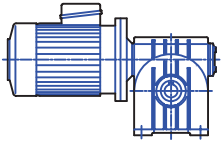
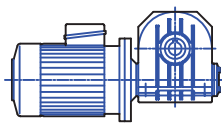


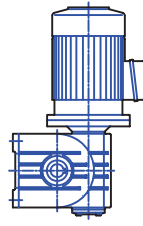
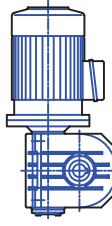
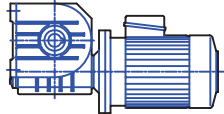
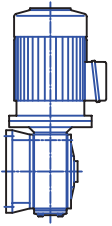
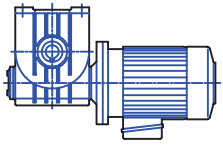
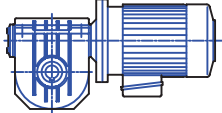
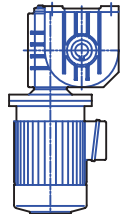
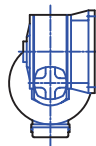
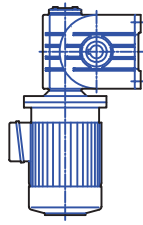
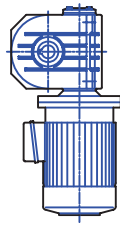
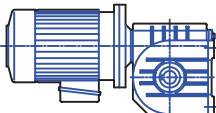
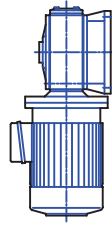
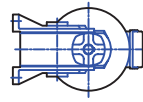
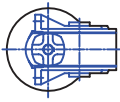
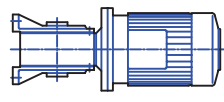
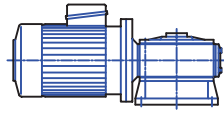
Motor tipo Motor type	4 polos 4 poles		6 polos 6 poles		8 polos 8 poles		D	E	N	M	P	S	T	W	X	Y	Kg
	CV	KW	CV	KW	CV	KW											
63A	0,18	0,13	0,12	0,09	0,08	0,06	11	23	60	75	90	M5	2,5	92	183	124	3,5
63B	0,25	0,18	0,18	0,13													M5
71A	0,33	0,25	0,25	0,18	0,12	0,09	14	30	70	85	105	M6	2,5	100	215	142	5,5
71B	0,50	0,37	0,33	0,25													0,16
80A	0,75	0,55	0,50	0,37	0,25	0,18	19	40	80	100	120	M6	3	120	240	158	9
80B	1	0,75	0,75	0,55													0,33
90S	1,5	1,1	1	0,75	0,50	0,37	24	50	95	115	140	M8	3	126	255	178	12
90L	2	1,5	1,5	1,1											0,75		0,55
100LA	3	2,2	2	1,5	1	0,75	28	60	110	130	160	M8	3,5	138	305	194	21
100LB	4	3	—	—										1,5	1,1	138	305
112M	5,5	4	3	2,2	2	1,5								155	332	220	32
132S	7,5	5,5	4	3										3	2,2		
132M	10	7,5	5,5	4	4	3	38	80	130	165	200	M10	3,5	176	420	262	55
132L	—	—	7,5	5,5													—

TABELAS \ TRANSMISSOES \ SEMFIM \ V. TAB0022

N.B.—Dimensoes W—X—Y e pesos variam com a marca do motor.

N.B.—Dimensions W—X—Y and weights vary with the make of the motor.

	MV...A MV...OA	MV...B MV...OB	MV...V MV...OV	MV...F MV...OF
B3				
V6				
B8				
V5				
B6				
B7				

	MV...CA MV...COA	MV...CB MV...COB	MV...CV MV...COV	MV...CF MV...COF
B3				
V6				
B8				
V5				
B6				
B7	